

FloorLine

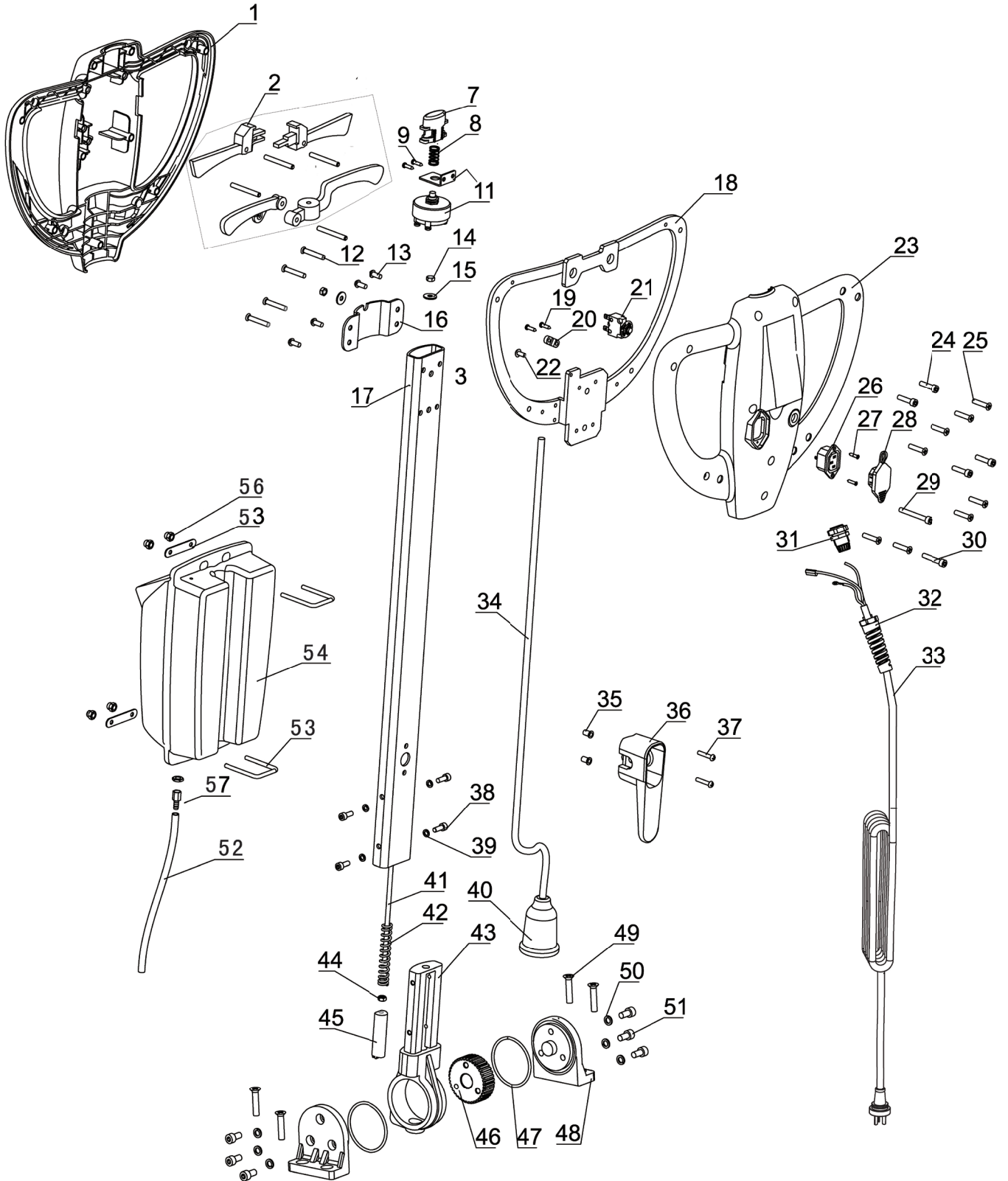


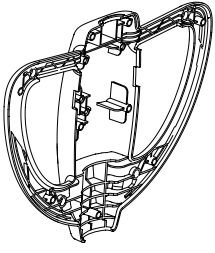




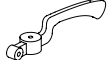











NANOdisc 143 Pro

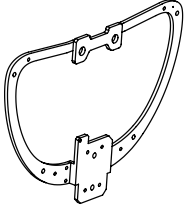




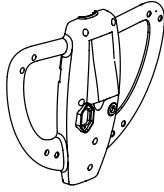









ERSATZTEILLISTE
SPARE PARTS



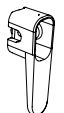






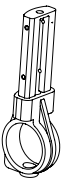











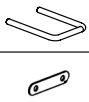



ERSATZTEILE GRIF SPARE PARTS HANDLE



Nr.	Darstellung Image	Beschreibung DE Description EN	Art.-Nr. Art.-no.
		Steuerstange komplett Handle complete	891310.000101
1		Griff Abdeckung Handle cover	891310.000001
Kleinteile Set Griffstange bestehend aus:			
2		Linker Starter Griff Left starting handle	Hebel-Set 891310.000002
		Rechter Starter Griff Right starting handle	
		Bolzen Pin	
		Tank Einstellung Hebel Tank adjustment lever	
		Griff Einstellung Hebel Handle adjustment lever	
7		Sicherheitsschalter Safety switch	891310.000007
8		Feder Spring	891310.000008
9		Kreuzschlitzschraube Cross self-tapping screw	891310.000009
11		Netzschalter-Halterung Power switch bracket	891310.000011
		Netzschalter mit Befestigungswinkel Power switch	
12		Kreuzschlitzschraube Cross countersunk screw	891310.000012
13		Senkschraube Kreuzschlitz Cross pan head screw	891310.000013
14		Sechskantmutter Hexagon nut	891310.000014
15		Unterlegscheibe Flat washer	891310.000015
16		Hebelhalterung Operating lever retainer	891310.000016
17		Bedienungshebel Operating lever	891310.000017

Nr.	Darstellung Image	Beschreibung DE Description EN	Art.-Nr. Art.-no.
18		Griff Rahmen Handle frame	891310.000018
19		Kreuzschlitzschraube Cross pan head self-tapping screw	891310.000019
20		Drahthalterung Wire retainer	891310.000020
21		Schutzschalter Protective switch	891310.000021
22		Linsenkopfschraube Cross pan head screw	891310.000022
23		Griff Abdeckung hinten Handle cover back	891310.000023
24		Innensechskant-schraube Hexagon socket screw	891310.000024
25		Senkschraube Kreuzschlitz Cross countersunk screw	891310.000025
26		Drei-Loch Buchse Three-hole socket	891310.000026
27		Senkschraube Kreuzschlitz Cross countersunk self-tapping screw	891310.000027
28		Abdeckung für Dreilochbuchse Three-hole socket cover	891310.000028
29 30		Innensechskant-schraube Hexagon socket screw	891310.000030
31		Kabeldurchführungstülle Wire grommet	891310.000031
32		Knickschutz für Steuerstange Cable protective bushing	891310.000032
33		Stromkabel Power cable	860023.000000

Nr.	Darstellung Image	Beschreibung DE Description EN	Art.-Nr. Art.-no.
34		Kabel Cable	891310.000034
35		Einnietmutter Rivet nut	891310.000035
36		Kabelhaken Cable hook	891310.000036
37		Kreuzschlitz Linsen- kopfschraube Cross pan head screw	891310.000037
38		Innensechskant- schraube Hexagon socket screw	891310.000038
39		Federring Spring washer	891310.000039
40		Spritzschutz-Glocke Power cable protective cover	891310.000040
41		Innenverbindung Inside Link	891310.000041
42		Feder Spring	891310.000042
43		Gelenk Pivot	891310.000043
44		Sechskantmutter Hexagon nut	891310.000044
45		Getriebe klein Small gear	891310.000045
46		Getriebe groß Large gear	891310.000046
47		Dichtungsring O rubber seal ring	891310.000047

Nr.	Darstellung Image	Beschreibung DE Description EN	Art.-Nr. Art.-no.
48		Drehwinkel Pivot bracket	891310.000048
49		Senkschraube Kreuzschlitz Cross countersunk screw	891310.000049
50		Federring Spring washer	891310.000050
51		Innensechskant- schraube Hexagon socket screw	891310.000051
52		Ablass-Schlauch Drain hose	891310.000052
53		Wassertank Halterung Water tank retainer	891310.000501
54		Wassertank Water tank	891310.000102
56		Mutter Round nut	891310.000056
57		Wasserablass-Ventil Water drain valve	891310.000057
		Kette für Laugentank	891310.000058

MOTORKOPF ERSATZTEILE SPARE PARTS MOTORHEAD

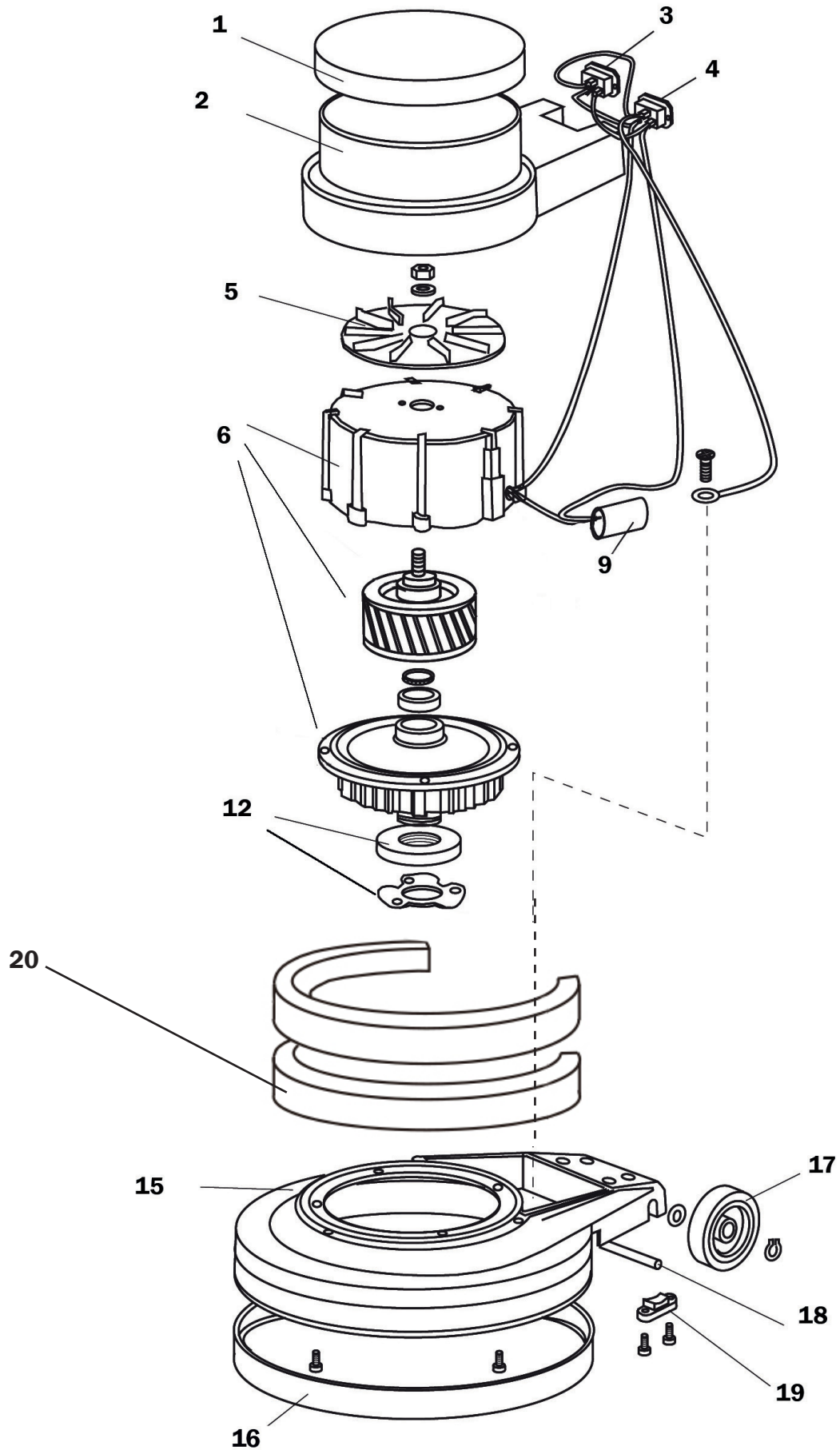

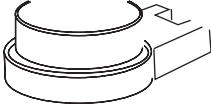





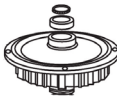




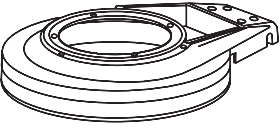







Bild Nr. Image No.	Darstellung Image	Beschreibung DE Description EN	Art.-Nr. Art.-no.
		Motorkopf komplett	891106.000000
1		Abdeckung Motor Top cover	891301.000072
2		Motorverkleidung inkl. Abdeckung Motor housing incl. top-cover	891106.000051
3		Rechteckige Buchse Angular socket	891301.000052
4		Eingangsbuchse Inlet socket	891301.000053
5		Kühlungsventilator Cooling fan	891301.000054
6	  	Getriebe komplett Complete gear case	891106.000011
9		Anlauf- und Betriebskondensator Capacitor	891301.000300
12	  	Oberteil Maschinenflansch Drive hub Maschinenflansch Drive hub plate Schraubenset Bolt set	891301.000063
15		Sockelabguss Base casting	891301.000064
16		Gummschutzring Rubber buffer	891301.000065
17		Rad Wheel	891301.095066N
18		Radachse Wheel axle	891301.000067
19		Achsenhalterung Axle retainer	891301.000068
20		1 Satz = 2 x Zusatzgewicht 14 kg 1 Set = 2 x Additional weight 14 kg	891106.000105

